



FY 2016 Fourth Quarter Financial Statistics

August 21, 2016

SAFE HARBOR STATEMENT

Our remarks today will be related to our expectations with regard to a number of activities in which the Company is engaged. Reliance should not be placed upon such forward-looking statements because they involve risks and uncertainties which may cause our actual results to differ materially from those which we are going to talk about or which we may imply. Those risks and uncertainties are discussed in our Forms 10-K and 10-Q filed with the Securities and Exchange Commission, (and in recent Press Releases which have been issued). We do not have any material non-public information that will be discussed today.

LSI Industries Inc.

Segment Net Sales

	4th Qtr. FY 16		4th Qtr. FY 15
Lighting	\$58,882		\$55,538
Graphics	\$17,090		\$15,239
Technology	\$ 4,872		\$ 5,296
Total	\$80,844		\$76,073

\$ in thousands; unaudited.

LSI Industries Inc.

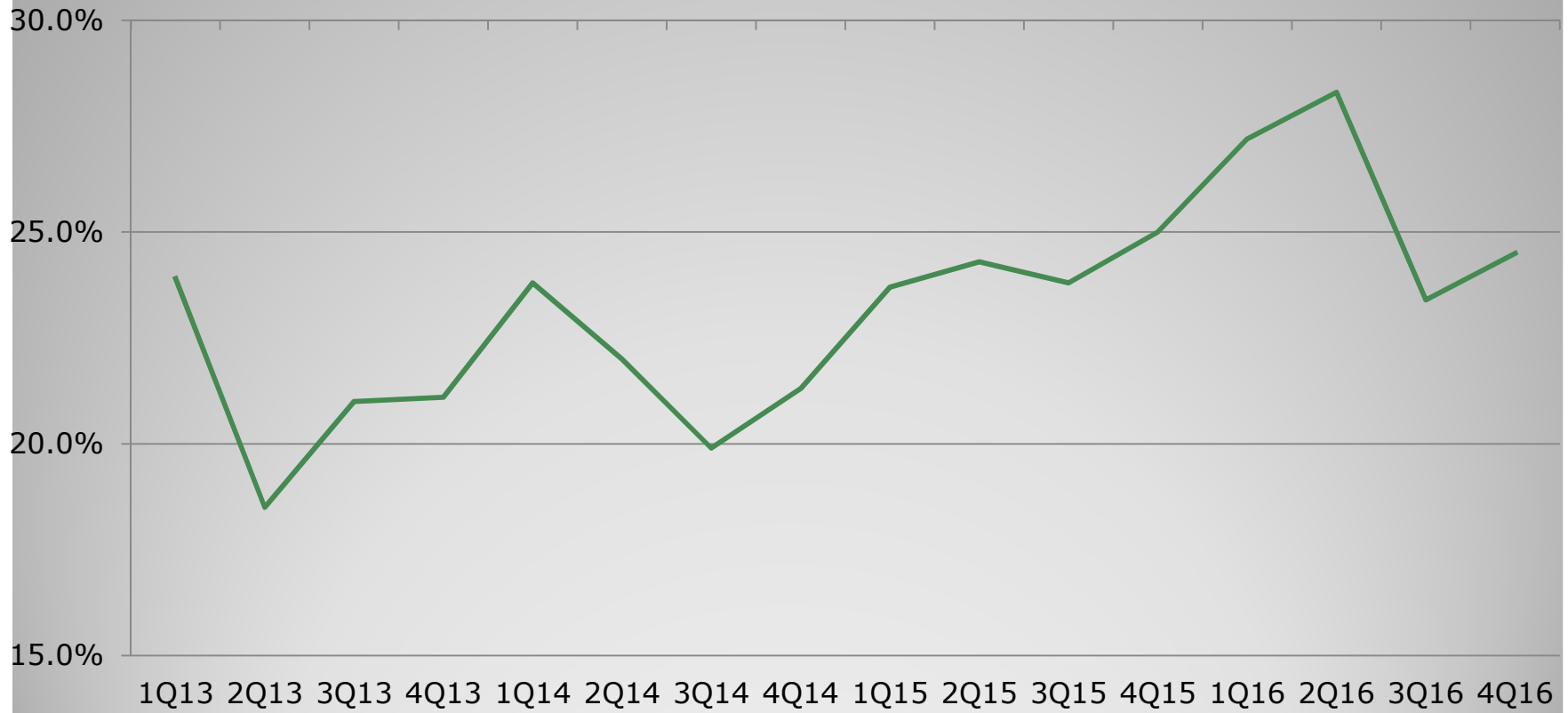
Segment Net Sales

	FY 16		FY 15
Lighting	\$226,889		\$219,920
Graphics	\$ 77,039		\$ 64,895
Technology	\$ 18,268		\$ 23,001
All Other	\$ --		\$ 41
Total	\$322,196		\$307,857

\$ in thousands; unaudited.

LSI Industries Inc.

Gross Margin Percentage



unaudited.

LSI Industries Inc.

Segment Operating Income

	4th Qtr. FY 16		4th Qtr. FY 15
Lighting	\$ 3,815		\$ 3,545
Graphics	\$ 59		\$ 358
Technology	\$ 624		\$ 963
Corp & Eliminations	\$(2,417)		\$(2,673)
Total	\$ 2,081		\$ 2,193

\$ in thousands; unaudited.

LSI Industries Inc.

Segment Operating Income

	FY 16		FY 15
Lighting	\$ 15,785		\$ 14,775
Graphics	\$ 5,429		\$ 1,156
Technology	\$ 3,845		\$ 2,949
All Other	\$ --		\$ (183)
Corp & Eliminations	\$(11,103)		\$(11,164)
Total	\$ 13,956		\$ 7,533

\$ in thousands; unaudited.

LSI Industries Inc.

BALANCE SHEET DATA

	6/30/16	6/30/15
Cash & Investments	\$ 33,835	\$ 26,409
Receivables, net	\$ 46,975	\$ 43,661
Inventories, net	\$ 44,141	\$ 43,083
Goodwill & Intangible Assets	\$ 16,094	\$ 16,600
Debt	\$ nil	\$ nil
Shareholders' Equity	\$195,560	\$182,379

\$ in thousands; unaudited.

LSI Industries Inc.

Capital Expenditures, Depreciation & Amortization

	FY 2016	FY 2015
Capital Expenditures	\$10,211	\$ 4,754
Depreciation & Amortization	\$6,677	\$6,331

\$ in thousands; unaudited.

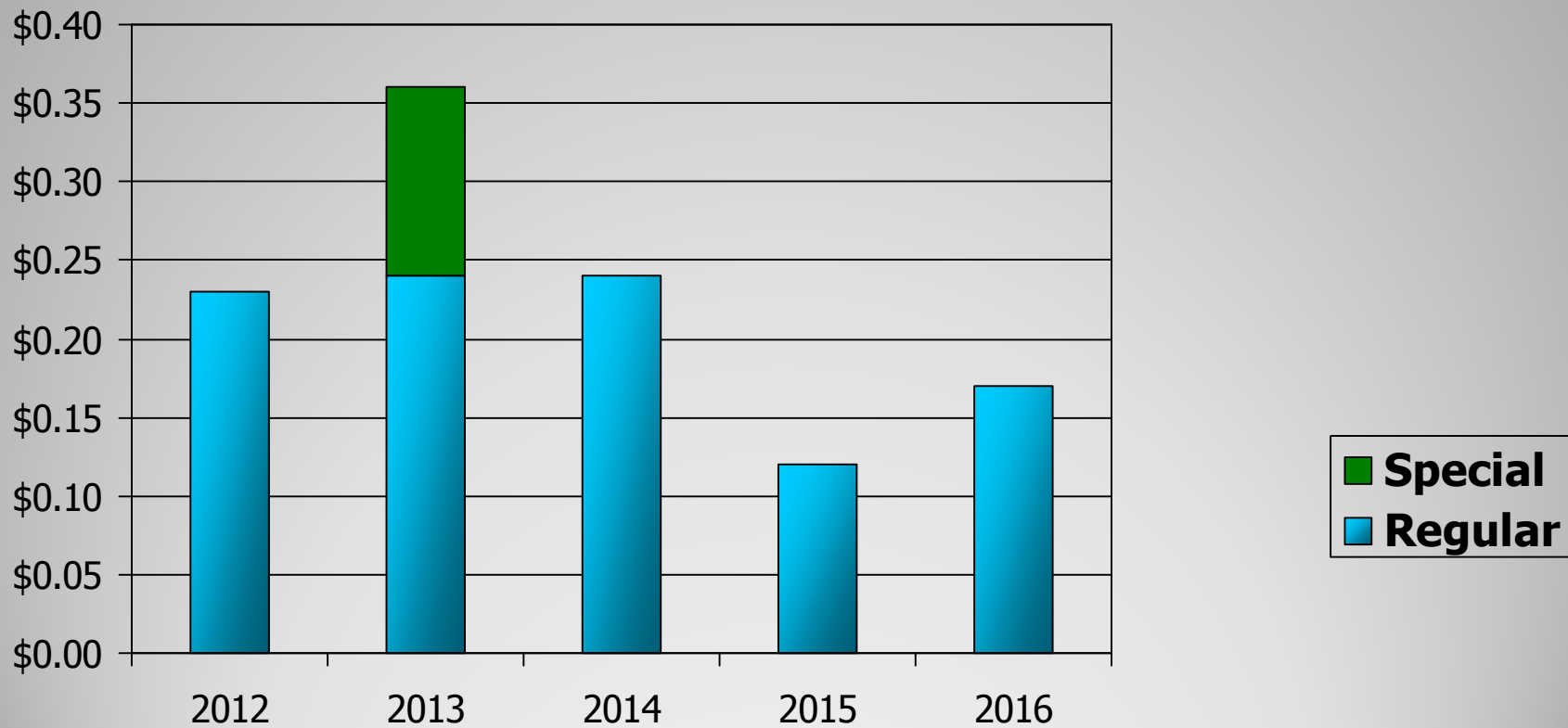
LSI Industries Inc.

CASH DIVIDEND ACTIONS

4th Quarter cash dividend of \$0.05 per share is payable on September 7th to shareholders of record on August 29th

The fiscal 2016 quarterly cash dividend rate of \$0.05 per share has been established for an indicated annual rate of \$0.20 per share

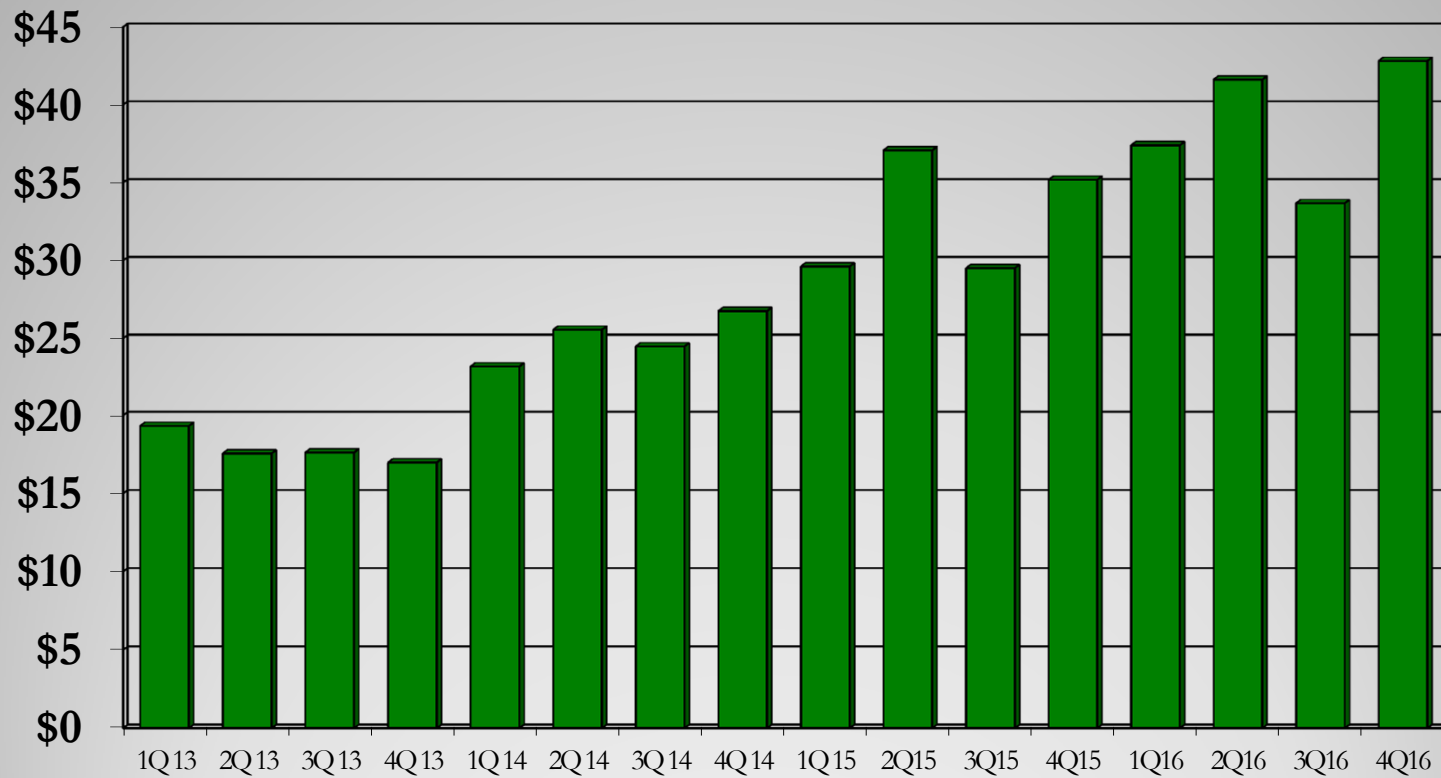
CASH DIVIDENDS PAID



\$ per share; dividends paid during the fiscal year; unaudited.

LSI Industries Inc.

LED Lighting Net Sales



\$ in millions; unaudited.

LSI Industries Inc.

Common Shares

The number of common shares outstanding as of the indicated balance sheet dates were:

June30, 2016	24,982,219
June 30, 2015	24,392,938

The number of common shares used for the 3rd Quarter and nine month diluted EPS calculations were as follows:

	<u>4th Quarter</u>	<u>Full Year</u>
FY 2016	25,934,000	25,592,000
FY 2015	24,643,000	24,550,000